

APPLICATION

Roof fans, exhaust RFV are designed for ventilation systems of buildings with low levels of air pollution. Designed for continuous operation.

They are used:


- in exhaust systems of residential buildings,
- supermarkets, industrial halls, workshops, warehouses,
- toilets, garages, parking lots, outhouse.

CONSTRUCTION


- rotors with backward blades are made of plastic or galvanized steel (depending on the model),
- the base, upper bowl and other components are made of aluminum,
- the fans are designed for vertical work, suitable for mounting on flat roofs,
- working temperature -40°C to $+80^{\circ}\text{C}$, depending on model.

SILNIK ELEKTRYCZNY

- asynchronous, single phase, 230V, 50Hz induction motor with external rotor,
- asynchronous, three phase, 400V, 50Hz induction motor with external rotor,
- motors adapted for smooth speed control,
- the motors have a thermal overload protection.
- insulation class B (models from RFV/x125 to RFV/x250, without RFV/2-160S/H) and F (models RFV/2-160S/H and from RFV/x-315 to RFV/x-630),
- protection IP44 (models from RFV/x125 to RFV/x250, without RFV/2-160S/H) and IP54 (models RFV/2-160S/H and from RFV/x-315 to RFV/x-630).



Protective mesh



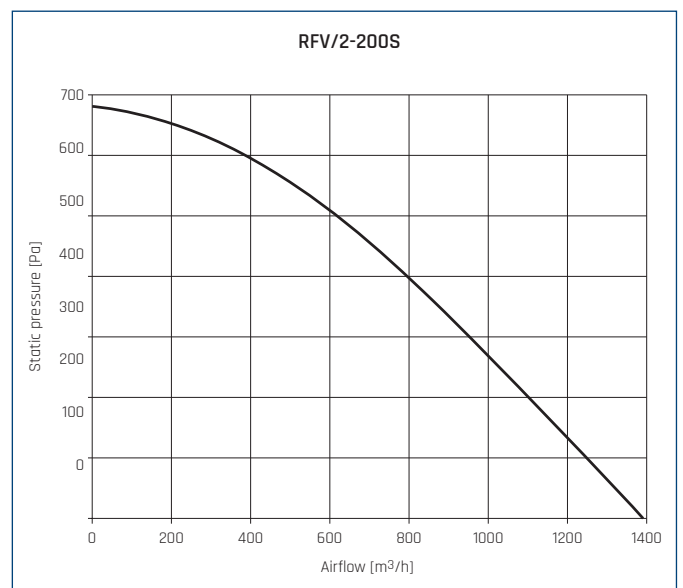
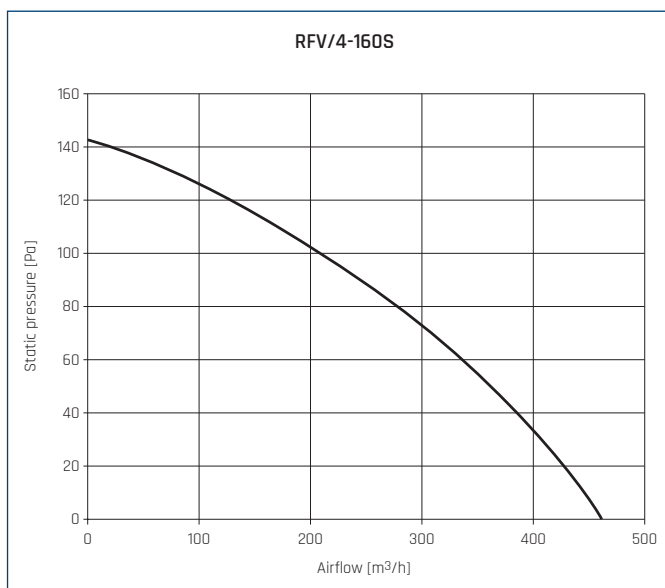
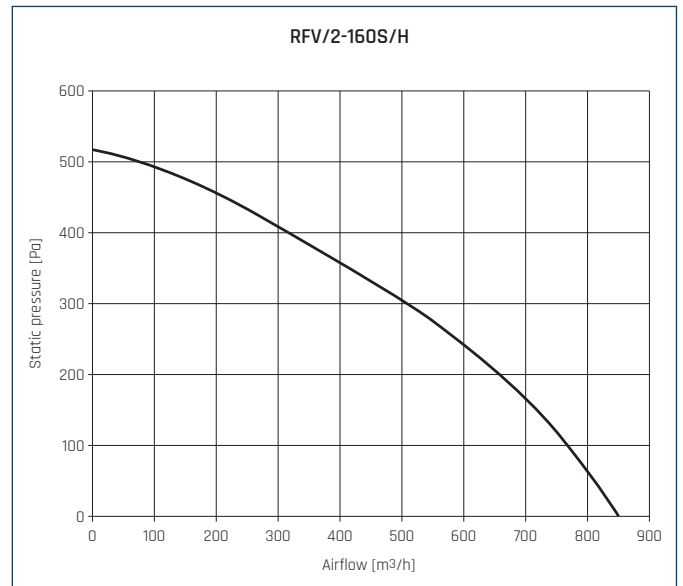
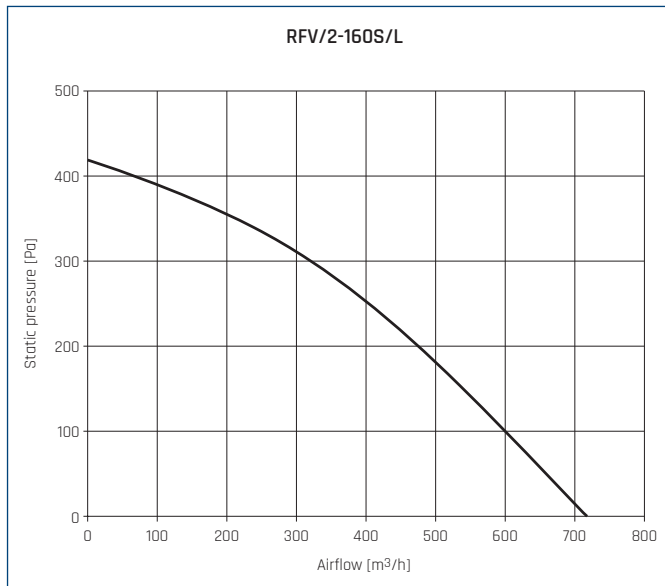
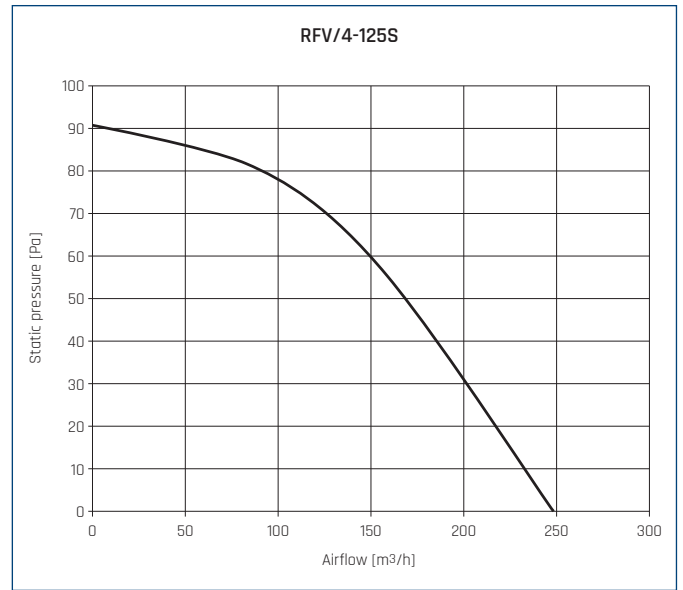
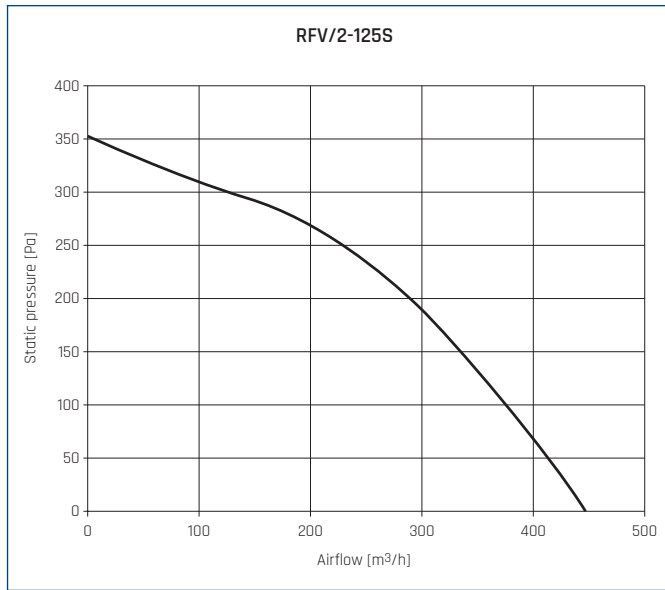
Cable gland

TECHNICAL CHARACTERISTICS

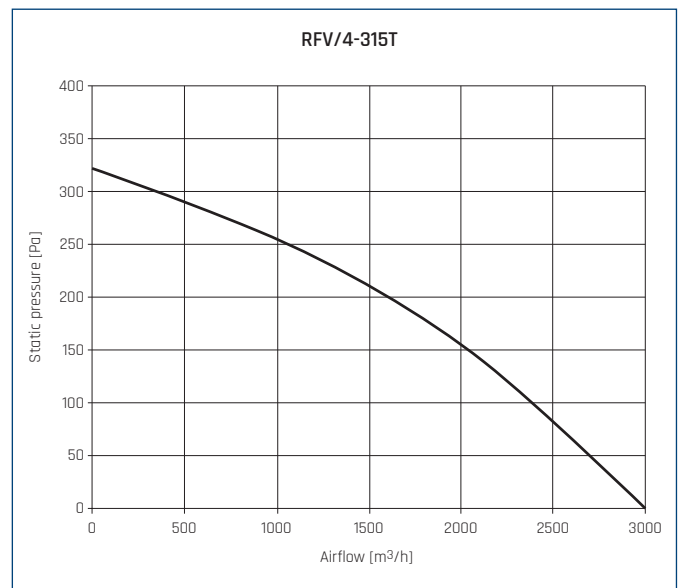
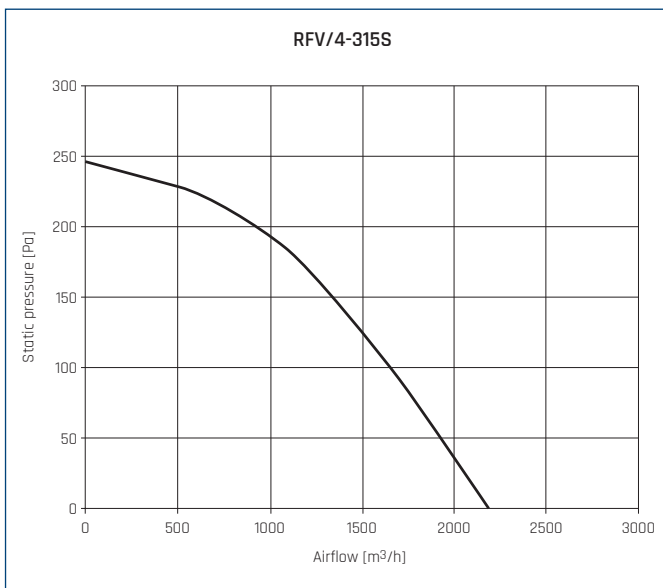
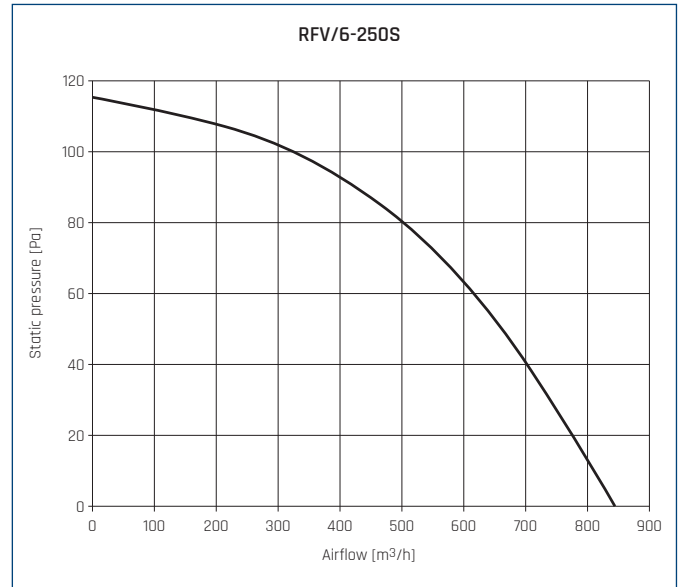
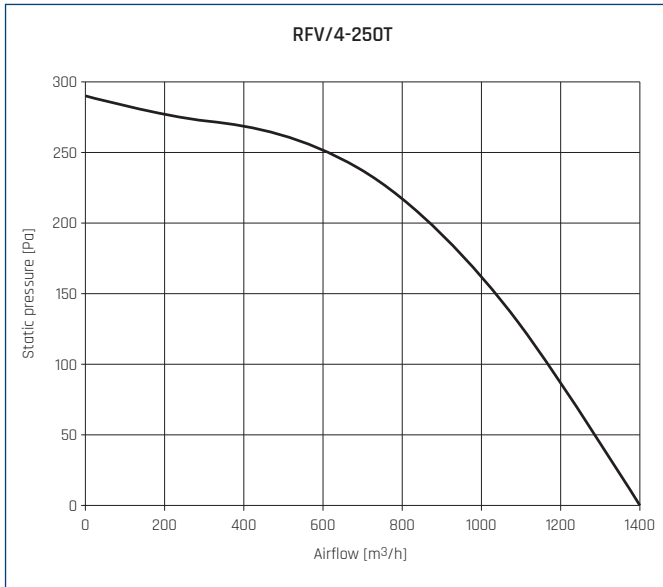
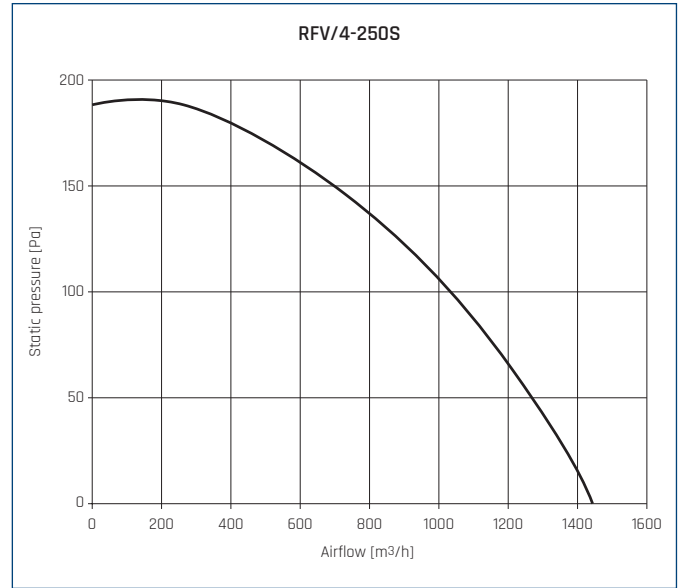
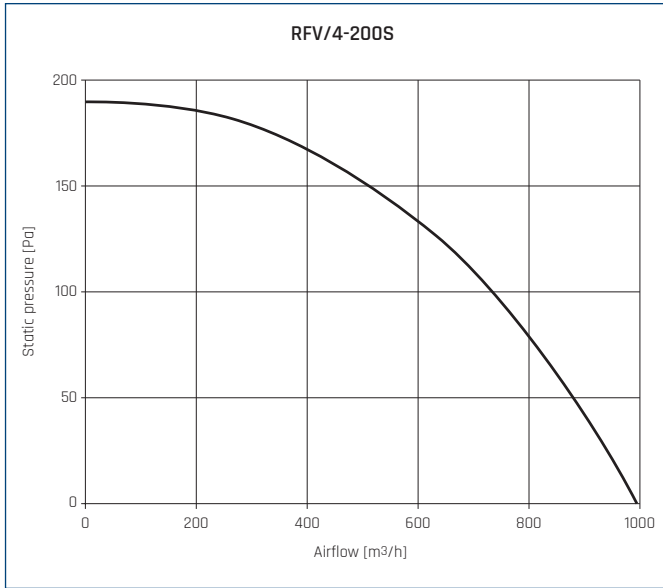
Typ	airflow max	static pressure max	speed	voltage	maximum absorbed current	maximum absorbed power	sound pressure level*	operating temp. max	weight	regulator	ErP	article number
	[m ³ /h]	[Pa]	[obr/min]	[V]	[A]	[W]	[dB(A)]	[°C]	[kg]			
RFV/2-125S	450	354	2 640	230	0,35	75	60	70	3,5	REB 1/RVS 1,5	2018	43528210
RFV/4-125S	250	90	1 430	230	0,16	34	49	60	3,5	REB 1/RVS 1,5	2018	43528215
RFV/2-160S/L	720	400	2 700	230	0,43	85	64	65	4	REB 1/RVS 1,5	2018	43528230
RFV/2-160S/H	850	520	2 500	230	0,52	120	66	60	4,4	REB 1/RVS 1,5	2018	43528232
RFV/4-160S	460	142	1 430	230	0,21	40	52	60	4	REB 1/RVS 1,5	2018	43528235
RFV/2-200S	1400	680	2 750	230	1,3	303	70	65	6,5	REB 2,5/RVS 3	2018	43528245
RFV/4-200S	1000	190	1 400	230	0,4	90	56	55	6	REB 1/RVS 1,5	2018	43528250
RFV/4-250S	1450	188	1 310	230	0,66	150	58	65	8	REB 1/RVS 1,5	2018	43528260
RFV/4-250T	1400	288	1 400	400	0,28	100	61	60	8,5	RMT 1,5/ Inverter 0,4kW	2018	43528280
RFV/6-250S	850	115	965	230	0,18	37	53	69	8	REB 1/RVS 1,5	2018	43528265
RFV/4-315S	2200	250	1 390	230	1,63	270	60	60	10	REB 2,5/RVS 3	2018	43528270
RFV/4-315T	3000	320	1 340	400	0,68	240	61	60	11	RMT 1,5/ Inverter 0,4kW	2018	43528290
RFV/6-315S	1450	145	950	230	0,33	70	54	60	10	REB 1/RVS 1,5	2018	43528275
RFV/4-355S	3500	415	1 398	230	2,3	540	68	60	21	REB 5/RVS 3	2018	43528300
RFV/4-355T	3500	418	1 352	400Δ	1	440	67	60	21	RMT 1,5/ Inverter 0,4kW	2018	43528305
	3050	310	1 106	400Y	0,54	310	64					
RFV/6-355T	2300	185	962	400Δ	0,47	180	60	70	20	RMT 1,5/ Inverter 0,4kW	2018	43528315
	2050	145	807	400Y	0,2	110	56					
RFV/4-400S	4800	350	1 270	230	2,6	580	72	60	24	REB 5/RVS 3	2018	43528320
RFV/4-400T	4800	470	1 408	400Δ	1,3	640	71	70	23	RMT 1,5/ Inverter 0,75kW	2018	43528325
	4150	390	1 140	400Y	0,8	460	68					
RFV/6-400S	2650	186	931	230	0,7	180	62	70	23	REB 1/RVS 3	2018	43528330
RFV/6-400T	3680	260	952	400Δ	0,59	270	61	70	22	RMT 1,5/ Inverter 0,4kW	2018	43528335
	3050	170	690	400Y	0,3	165	57					
RFV/4-450S	7470	680	1 390	230	5,3	1270	72	60	37	REB 10/RVS 7	2018	43528340
RFV/4-450T/L	6580	605	1 388	400Δ	2	1020	75	70	34	RMT 2,5/ Inverter 0,75kW	2018	43528345
	5570	490	982	400Y	1,2	700	71					
RFV/4-450T/H	7200	430	1 370	400	3,4	1000	75	60	31	RMT 5/ Inverter 1,5kW	2018	43528350
RFV/6-450T	4500	270	912	400Δ	0,8	410	63	80	27	RMT 1,5/ Inverter 0,4kW	2018	43528355
	3450	185	660	400Y	0,4	225	58					
RFV/4-500T/L	7600	680	1 360	400	2,8	1250	73	60	46	RMT 5/Inverter 1,5kW	2018	43528370
RFV/6-500S/L	5700	325	925	230	2,2	490	67	60	39	REB 5/RVS 3	2018	43528372
RFV/6-500S/H	6500	220	900	230	2,5	540	65	60	43	REB 5/RVS 3	2018	43528373
RFV/6-500T	5050	285	920	400	0,8	390	64	60	39	RMT 1,5/ Inverter 0,4kW	2018	43528375
RFV/4-560T/L	12200	880	1 364	400Δ	4,9	2770	74	40	58	RMT 8 Inverter 2,2kW	2018	43528380
	8500	720	975	400Y	2,74	1540	65					
RFV/4-560T/H	13000	640	1 333	400	4,6	2513	74	45	55	RMT 8/ Inverter 2,2kW	2018	43528381
RFV/6-560S	8800	285	890	230	4,2	840	66	60	51	REB 10/RVS 7	2018	43528382
RFV/6-560T	8800	400	966	400Δ	1,9	910	68	70	51	RMT 2,5/ Inverter 0,75kW	2018	43528385
	7500	370	743	400Y	1	570	62					
RFV/6-630T	14500	570	967	400Δ	4,69	2420	74	60	85	RMT 8/ Inverter 2,2kW	2018	43528390
	13000	455	802	400Y	2,9	1700	67					

*Measurement made at a distance of 1.5m from the outlet, for Q = 2/3 * Qmax

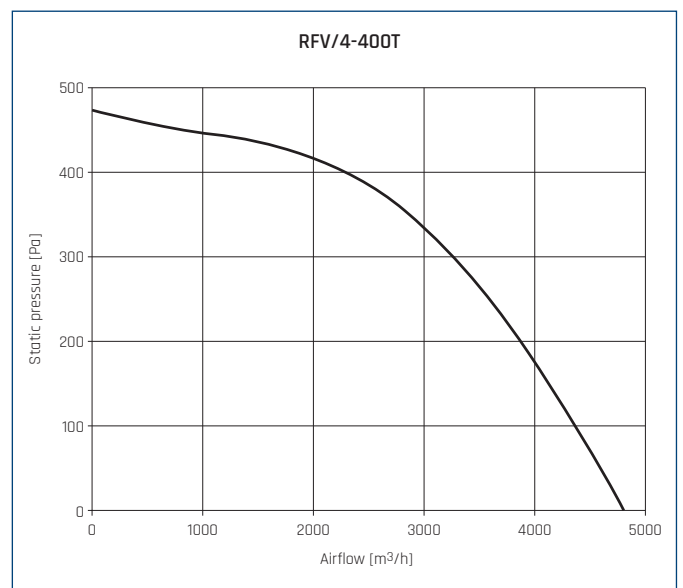
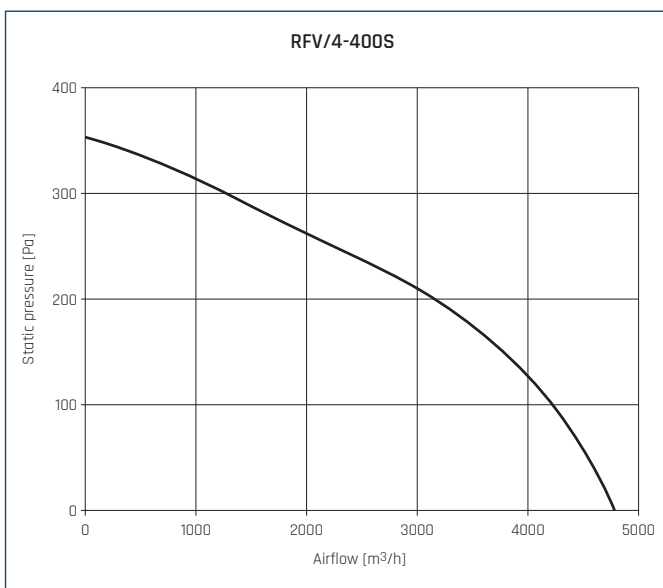
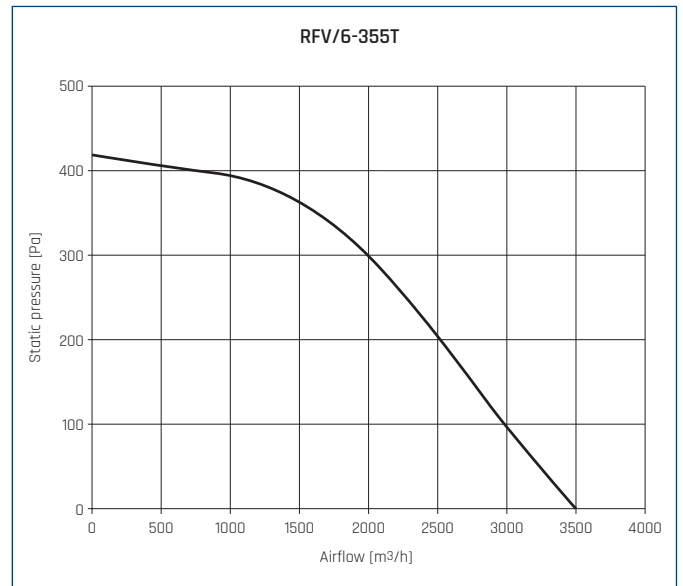
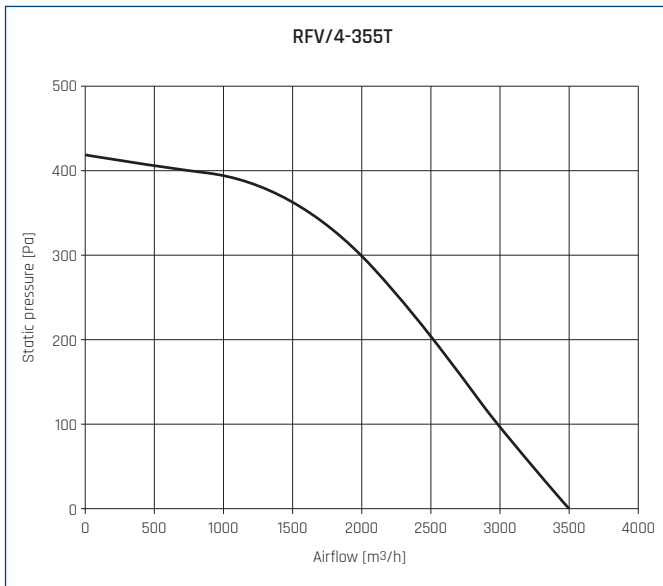
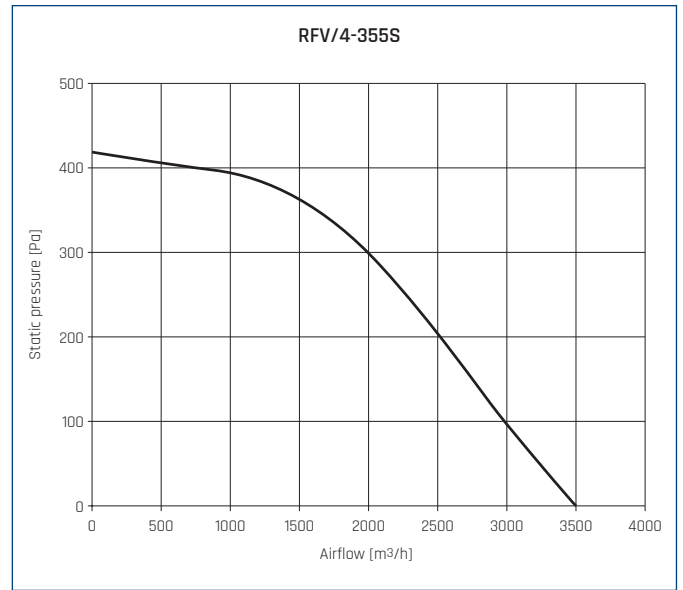
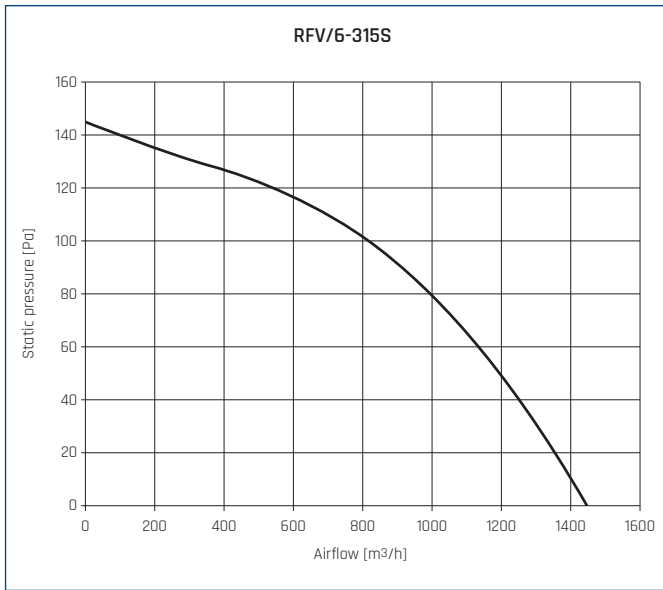
PERFORMANCE CURVES



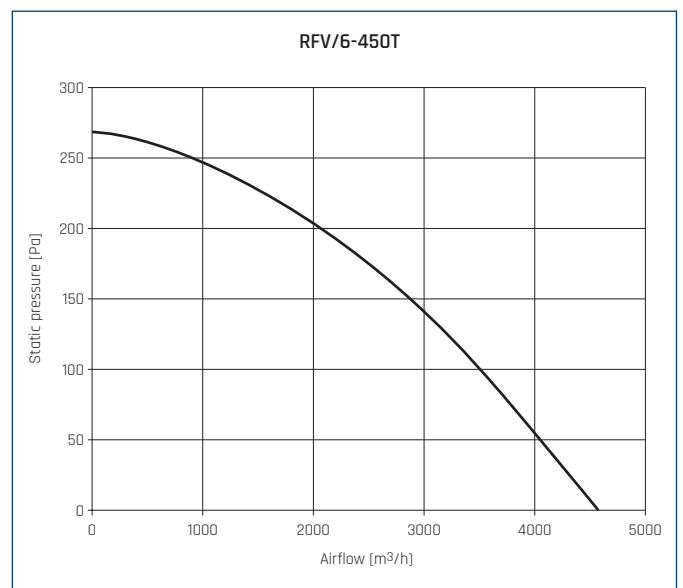
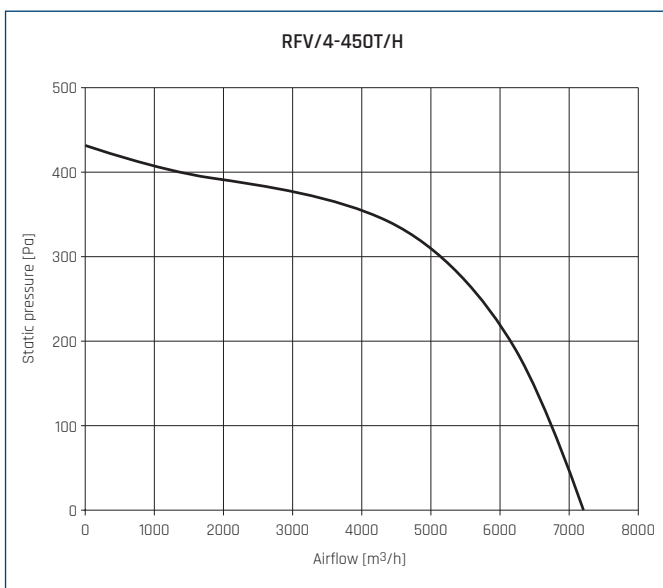
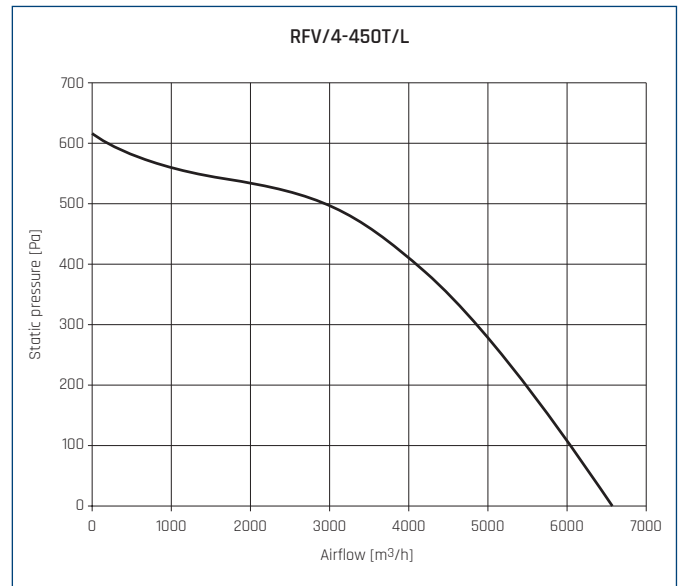
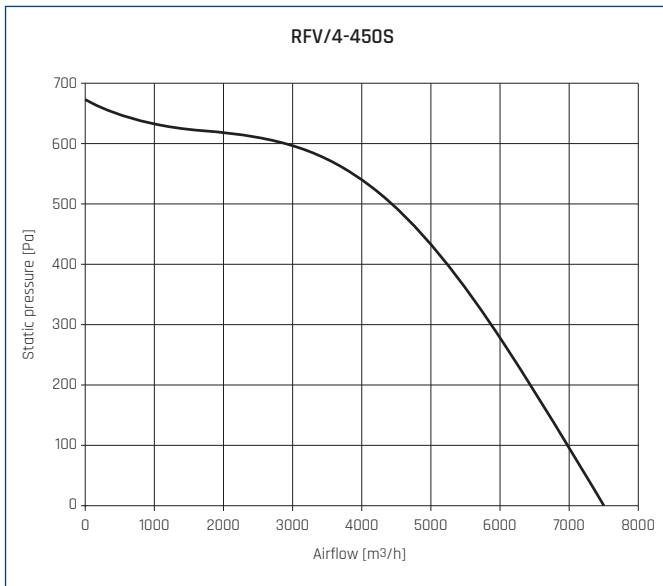
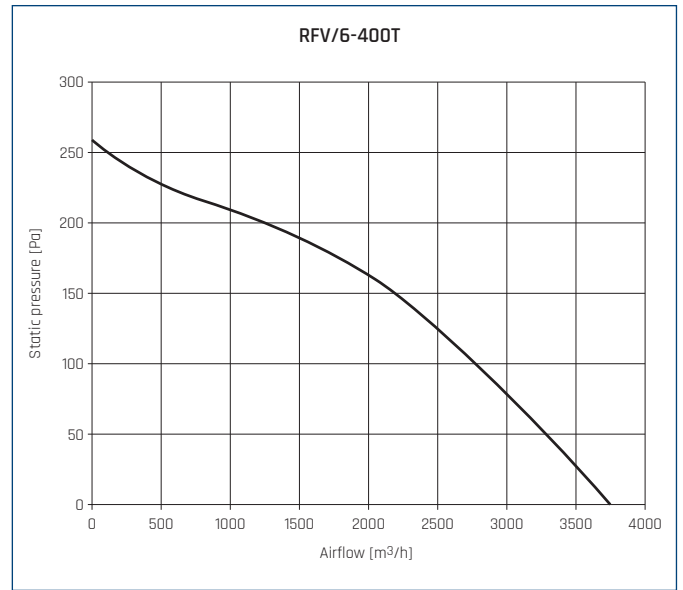
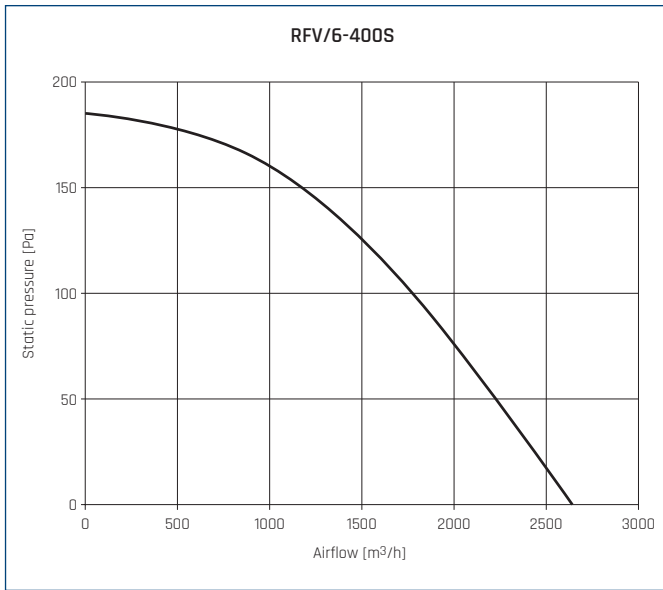
PERFORMANCE CURVES



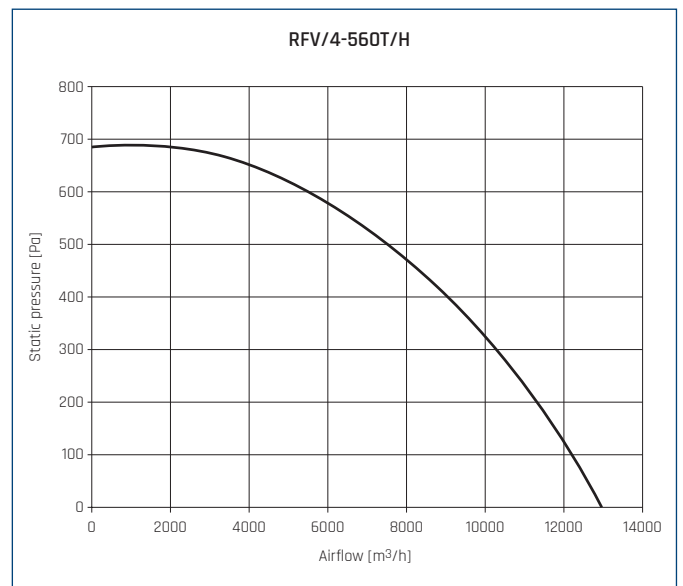
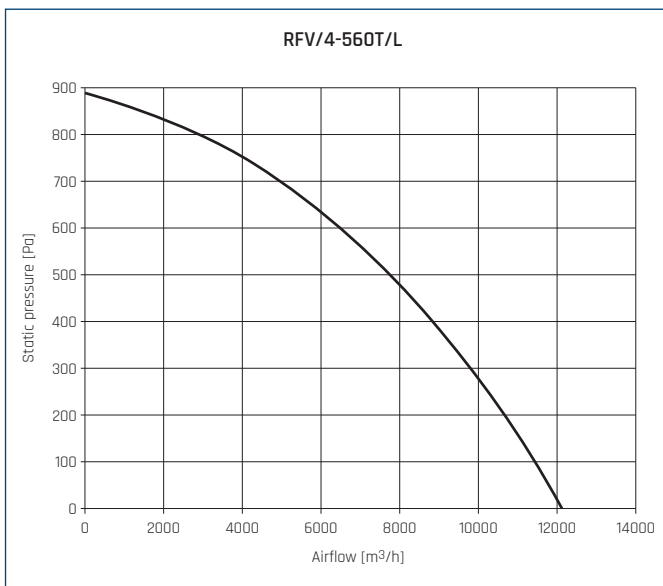
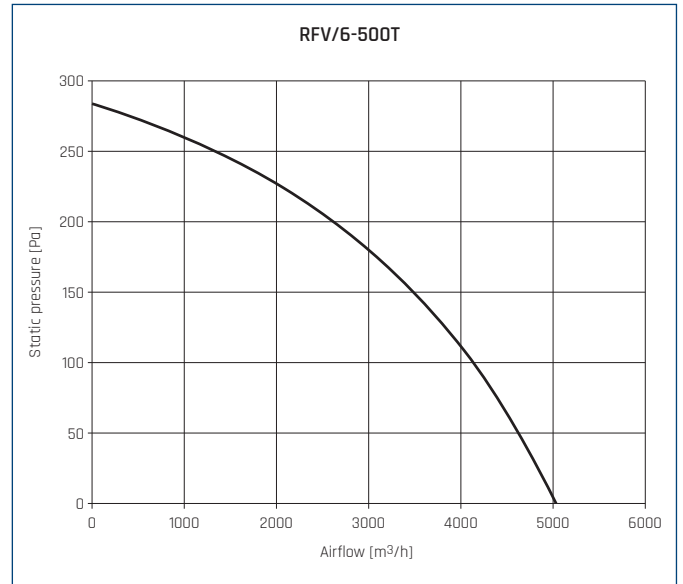
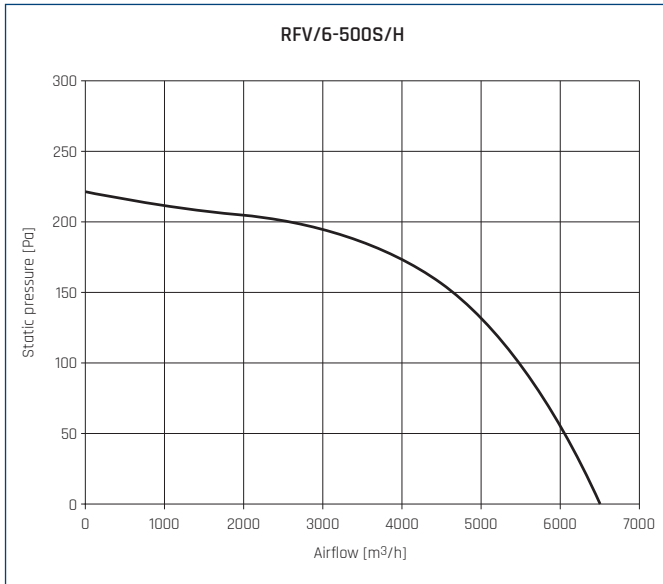
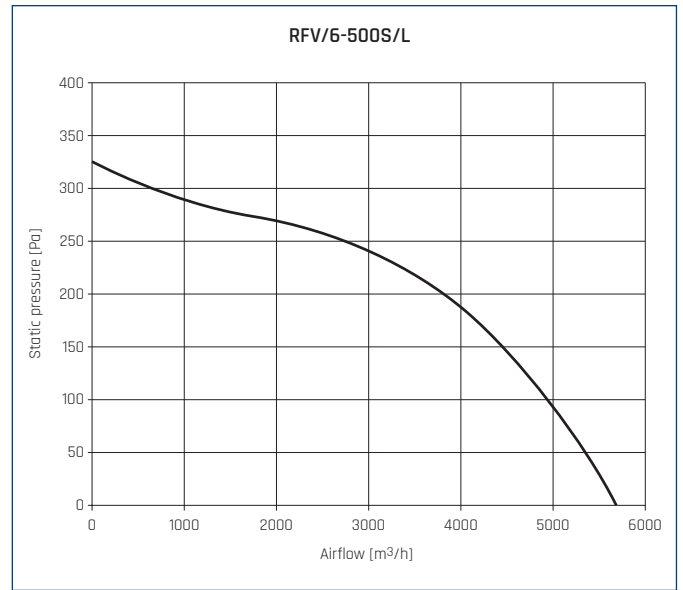
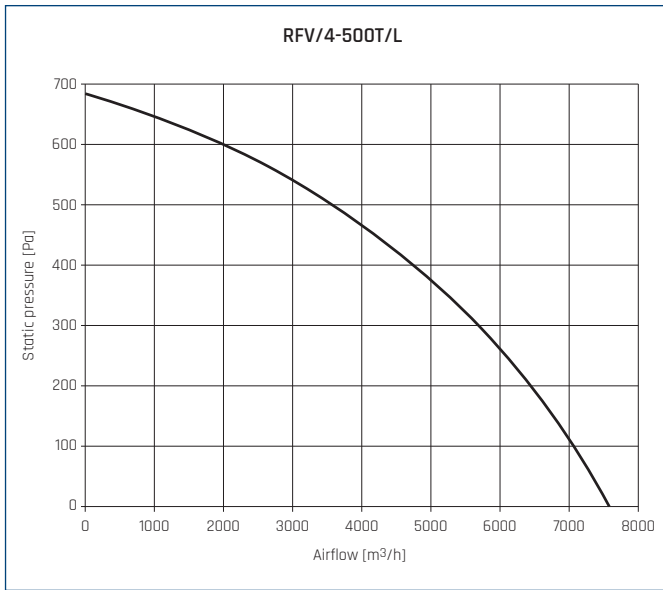
PERFORMANCE CURVES



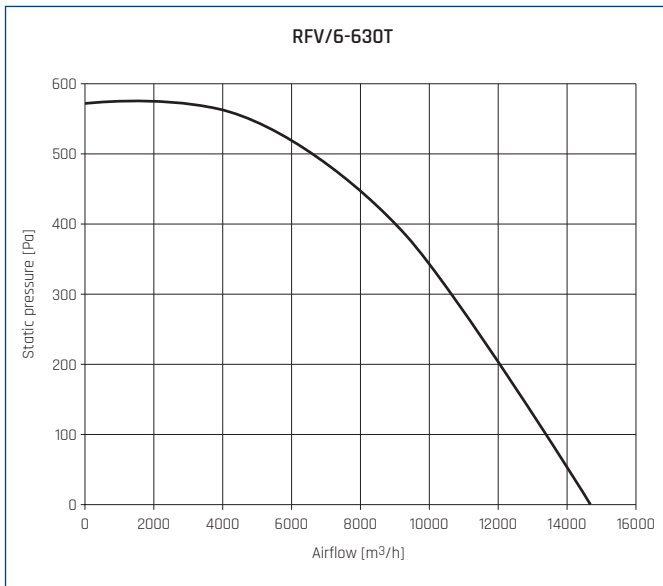
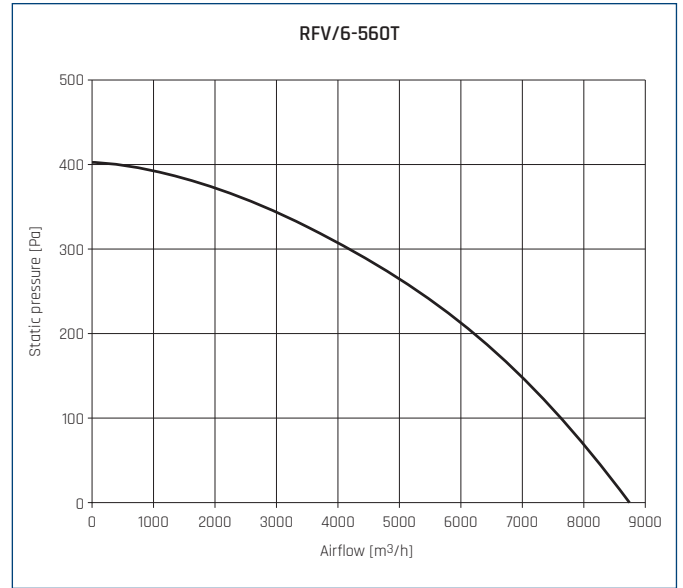
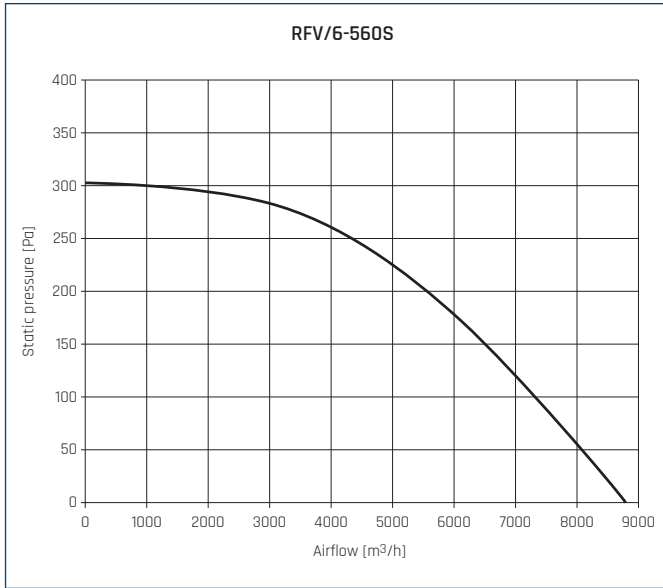
PERFORMANCE CURVES



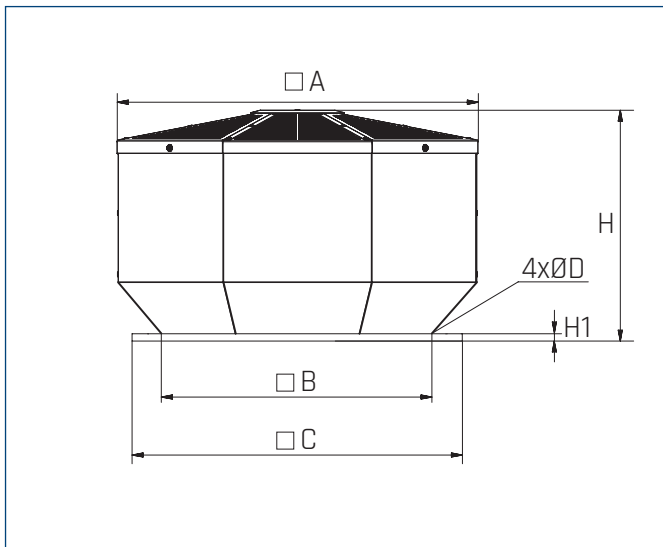
PERFORMANCE CURVES



PERFORMANCE CURVES



DIMENSIONS [mm]



Type	$\square A$	$\square B$	$\square C$	$\varnothing D$	H	H1
RFV/x-125S	320	245	300	10	229	15
RFV/x-160S	320	245	300	10	229	15
RFV/x-200S	425	330	435	12	266	15
RFV/x-250x	520	330	435	12	307	15
RFV/x-315x	550	330	435	12	338	15
RFV/x-355x	680	450	560	12	390	15
RFV/x-400x	685	450	560	12	390	15
RFV/x-450x	800	535	630	12	451	15
RFVx-500x	845	590	710	12	461	17
RFV/x-560x	956	750	900	14	552	43
RFV/x-630x	1 121	750	900	14	630	43

ACOUSTIC CHARACTERISTICS

Sound power level at the fan inlet in dB (A) for different frequency ranges in three points of characteristics:

Type	Airflow	63	125	250	500	1000	2000	4000	8000	L _{WA}
RFV/2-125S	Qmax	45	51	62	66	68	64	69	61	74
	2/3 Qmax	42	47	61	64	67	66	54	39	71
	1/3 Qmax	38	44	58	61	63	59	61	49	68
RFV/4-125S	Qmax	32	40	51	53	54	55	46	33	60
	2/3 Qmax	31	39	50	52	54	55	45	32	59
	1/3 Qmax	28	37	49	51	53	53	41	28	58
RFV/2-160S/L	Qmax	48	50	63	67	70	65	69	48	75
	2/3 Qmax	44	48	62	65	68	64	62	47	72
	1/3 Qmax	40	45	61	63	64	62	60	51	69
RFV/2-160S/H	Qmax	50	52	64	69	72	67	68	50	76
	2/3 Qmax	48	49	63	68	69	66	63	49	74
	1/3 Qmax	46	47	61	64	65	64	59	47	70
RFV/4-160S	Qmax	31	47	47	51	57	55	60	37	63
	2/3 Qmax	31	46	46	46	54	49	50	32	57
	1/3 Qmax	37	47	49	48	50	46	39	28	55
RFV/2-200S	Qmax	42	62	67	75	76	76	74	71	82
	2/3 Qmax	44	59	68	74	73	69	68	62	78
	1/3 Qmax	49	66	71	77	74	70	68	61	80
RFV/4-200S	Qmax	32	49	49	52	59	56	63	40	65
	2/3 Qmax	32	47	47	49	50	52	54	45	59
	1/3 Qmax	38	47	48	50	52	50	41	30	57
RFV/4-250S	Qmax	35	50	52	52	63	60	61	51	67
	2/3 Qmax	35	49	49	51	62	58	57	49	65
	1/3 Qmax	33	48	48	51	61	57	57	47	64
RFV/4-250T	Qmax	35	50	53	58	64	62	64	51	69
	2/3 Qmax	34	50	51	56	63	61	62	50	67
	1/3 Qmax	34	49	50	54	62	60	61	49	66
RFV/6-250S	Qmax	35	48	48	52	56	55	59	38	63
	2/3 Qmax	35	47	48	51	54	50	53	37	59
	1/3 Qmax	35	46	47	51	52	47	49	36	57
RFV/4-315S	Qmax	45	58	60	63	67	66	67	57	73
	2/3 Qmax	44	54	55	61	66	65	65	55	71
	1/3 Qmax	45	52	54	60	64	64	63	53	69
RFV/4-315T	Qmax	45	58	60	63	68	66	69	59	74
	2/3 Qmax	45	54	55	61	66	65	67	58	72
	1/3 Qmax	44	52	55	60	63	64	64	56	70
RFV/6-315S	Qmax	35	48	50	53	57	56	60	50	64
	2/3 Qmax	35	44	45	51	56	54	55	48	61
	1/3 Qmax	34	42	45	50	54	53	54	45	59
RFV/4-355S	Qmax	44	63	67	72	69	67	78	71	80
	2/3 Qmax	45	60	64	69	66	64	74	66	77
	1/3 Qmax	42	55	60	63	62	62	68	63	72
RFV/4-355T	Qmax	44	63	67	72	69	67	78	71	80
	2/3 Qmax	45	60	64	69	66	64	74	66	77
	1/3 Qmax	42	55	60	63	62	62	68	63	72
RFV/6-355T	Qmax	35	54	58	63	60	58	69	62	71
	2/3 Qmax	37	52	56	61	58	56	66	58	69
	1/3 Qmax	34	47	52	55	54	54	60	55	64
RFV/4-400S	Qmax	46	62	68	73	71	75	89	67	89
	2/3 Qmax	47	62	67	70	66	68	69	53	75
	1/3 Qmax	49	60	64	68	65	66	60	54	73

ACOUSTIC CHARACTERISTICS

Sound power level at the fan inlet in dB (A) for different frequency ranges in three points of characteristics:

Type	Airflow	63	125	250	500	1000	2000	4000	8000	L _{WA}
RFV/4-400T	Qmax	46	62	68	73	71	75	89	67	89
	2/3 Qmax	47	62	67	70	66	68	69	53	75
	1/3 Qmax	49	60	64	68	65	66	60	54	73
RFV/6-400S	Qmax	32	51	58	62	59	65	61	47	69
	2/3 Qmax	27	45	51	56	53	55	52	42	61
	1/3 Qmax	24	44	45	50	50	51	47	41	56
RFV/6-400T	Qmax	40	55	63	66	65	75	65	50	76
	2/3 Qmax	37	49	55	58	56	62	51	40	65
	1/3 Qmax	46	52	57	59	56	53	46	40	63
RFV/4-450S	Qmax	53	72	78	81	80	77	73	63	86
	2/3 Qmax	52	68	74	77	75	72	64	58	81
	1/3 Qmax	49	62	69	70	69	68	60	56	75
RFV/4-450T/L	Qmax	47	66	72	74	72	76	68	60	80
	2/3 Qmax	41	60	62	64	65	69	62	53	73
	1/3 Qmax	54	67	68	68	67	66	59	52	74
RFV/4-450T/H	Qmax	43	60	64	67	68	70	70	63	76
	2/3 Qmax	37	58	62	65	67	68	68	61	74
	1/3 Qmax	34	56	60	63	65	66	63	56	71
RFV/6-450T	Qmax	44	63	69	72	71	68	64	54	77
	2/3 Qmax	43	59	65	68	66	63	55	49	72
	1/3 Qmax	39	52	59	60	59	58	50	46	65
RFV/4-500T/L	Qmax	49	68	70	70	71	70	70	65	78
	2/3 Qmax	46	65	67	68	67	65	66	62	75
	1/3 Qmax	44	62	62	66	64	60	59	58	71
RFV/6-500S/L	Qmax	43	60	67	70	69	73	72	70	78
	2/3 Qmax	39	55	62	65	64	65	65	57	72
	1/3 Qmax	34	54	57	59	62	64	61	54	69
RFV/6-500S/H	Qmax	43	58	66	63	65	66	64	58	72
	2/3 Qmax	32	55	65	61	63	63	61	54	70
	1/3 Qmax	32	55	65	59	61	62	57	48	69
RFV/6-500T	Qmax	47	55	60	63	64	61	56	68	71
	2/3 Qmax	43	53	57	62	63	57	51	63	68
	1/3 Qmax	41	49	55	60	60	55	50	55	65
RFV/4-560T/L	Qmax	50	67	69	72	73	73	73	69	80
	2/3 Qmax	43	60	67	69	71	71	70	66	77
	1/3 Qmax	43	60	64	68	69	69	67	61	75
RFV/4-560T/H	Qmax	50	67	70	73	74	74	74	70	81
	2/3 Qmax	43	61	68	70	72	71	70	66	78
	1/3 Qmax	43	60	64	68	70	70	67	61	76
RFV/6-560S	Qmax	47	62	64	66	67	67	65	61	74
	2/3 Qmax	38	58	61	63	64	63	60	54	70
	1/3 Qmax	42	57	60	62	63	62	58	51	69
RFV/6-560T	Qmax	45	64	70	70	71	77	85	66	86
	2/3 Qmax	40	61	64	64	65	72	81	62	82
	1/3 Qmax	37	54	57	58	64	61	54	49	67
RFV/6-630T	Qmax	61	72	78	77	81	78	66	61	85
	2/3 Qmax	57	67	73	71	75	70	62	58	79
	1/3 Qmax	55	62	69	67	74	68	62	59	77

ACOUSTIC CHARACTERISTICS

Sound power level at the fan outlet in dB (A) for different frequency ranges in three points of characteristics:

Type	Airflow	63	125	250	500	1000	2000	4000	8000	LWA
RFV/2-125S	Qmax	39	43	53	61	64	67	65	51	70
	2/3 Qmax	37	39	52	58	60	62	58	45	66
	1/3 Qmax	36	39	55	63	61	60	57	43	67
RFV/4-125S	Qmax	28	32	40	45	47	51	39	25	53
	2/3 Qmax	27	30	39	42	45	42	34	19	49
	1/3 Qmax	27	33	41	42	45	41	34	17	49
RFV/2-160S/L	Qmax	35	48	57	66	68	69	65	56	73
	2/3 Qmax	35	47	56	62	64	64	56	49	69
	1/3 Qmax	33	51	59	61	63	64	61	45	69
RFV/2-160S/H	Qmax	34	43	59	60	65	66	65	55	71
	2/3 Qmax	35	41	57	56	60	60	56	49	65
	1/3 Qmax	32	51	56	58	61	60	56	45	66
RFV/4-160S	Qmax	28	33	47	53	59	60	58	46	64
	2/3 Qmax	27	30	45	51	55	57	55	42	61
	1/3 Qmax	26	32	43	49	54	55	52	37	59
RFV/2-200S	Qmax	37	46	71	70	72	72	68	64	78
	2/3 Qmax	36	51	65	67	68	66	63	55	73
	1/3 Qmax	36	55	67	68	70	68	64	55	75
RFV/4-200S	Qmax	38	46	55	58	61	62	57	45	66
	2/3 Qmax	38	45	55	58	58	58	51	40	64
	1/3 Qmax	37	47	48	52	55	55	49	36	60
RFV/4-250S	Qmax	45	51	58	60	61	59	57	46	66
	2/3 Qmax	42	49	54	56	56	54	49	36	61
	1/3 Qmax	41	47	49	53	53	51	46	33	59
RFV/4-250T	Qmax	44	54	59	61	62	57	57	40	67
	2/3 Qmax	40	50	54	57	58	53	49	35	62
	1/3 Qmax	40	50	52	56	57	53	48	35	62
RFV/6-250S	Qmax	33	43	49	50	50	49	37	26	56
	2/3 Qmax	32	39	44	48	48	43	33	21	52
	1/3 Qmax	31	39	42	46	47	42	32	21	51
RFV/4-315S	Qmax	46	54	60	60	64	61	60	50	69
	2/3 Qmax	45	52	57	58	62	59	56	45	66
	1/3 Qmax	45	50	53	56	59	57	52	42	63
RFV/4-315T	Qmax	47	56	62	63	66	62	59	49	70
	2/3 Qmax	45	54	59	62	65	61	57	46	69
	1/3 Qmax	44	52	55	59	62	59	53	42	66
RFV/6-315S	Qmax	38	46	50	52	52	49	43	27	57
	2/3 Qmax	36	42	47	51	51	48	44	27	56
	1/3 Qmax	35	43	45	49	51	47	40	25	55
RFV/4-355S	Qmax	54	63	67	70	71	67	68	52	76
	2/3 Qmax	55	61	65	68	68	66	63	50	74
	1/3 Qmax	53	59	62	65	65	63	60	47	71
RFV/4-355T	Qmax	54	63	67	70	69	67	68	52	75
	2/3 Qmax	55	60	65	68	67	64	61	49	73
	1/3 Qmax	53	59	62	65	65	63	60	47	71
RFV/6-355T	Qmax	53	56	58	60	60	61	59	40	67
	2/3 Qmax	48	50	56	57	57	55	53	38	63
	1/3 Qmax	43	45	48	53	50	48	45	34	57
RFV/4-400S	Qmax	60	68	75	77	79	75	74	61	84
	2/3 Qmax	57	65	71	72	73	70	69	58	79
	1/3 Qmax	53	62	66	67	70	66	61	49	74

ACOUSTIC CHARACTERISTICS

Sound power level at the fan outlet in dB (A) for different frequency ranges in three points of characteristics:

Type	Airflow	63	125	250	500	1000	2000	4000	8000	LWA
RFV/4-400T	Qmax	60	68	76	78	80	76	75	61	84
	2/3 Qmax	57	65	72	73	74	71	69	58	79
	1/3 Qmax	54	62	66	68	71	68	62	50	75
RFV/6-400S	Qmax	50	61	65	64	68	66	65	51	73
	2/3 Qmax	49	59	62	62	64	61	59	45	69
	1/3 Qmax	47	55	58	60	60	56	51	39	65
RFV/6-400T	Qmax	60	59	64	67	69	66	59	42	73
	2/3 Qmax	54	57	62	65	65	64	56	40	71
	1/3 Qmax	50	54	57	62	64	59	51	38	68
RFV/4-450S	Qmax	60	69	77	81	83	78	79	66	87
	2/3 Qmax	56	66	74	77	78	76	74	62	83
	1/3 Qmax	53	63	69	72	75	72	71	59	79
RFV/4-450T/L	Qmax	58	65	75	79	81	78	74	64	85
	2/3 Qmax	54	61	71	78	77	75	71	62	82
	1/3 Qmax	50	58	66	72	74	70	69	59	78
RFV/4-450T/H	Qmax	60	67	77	81	84	80	75	65	87
	2/3 Qmax	57	64	73	79	80	77	71	62	84
	1/3 Qmax	55	61	67	76	77	72	69	60	81
RFV/6-450T	Qmax	62	68	71	73	73	71	74	55	80
	2/3 Qmax	59	65	69	71	70	69	66	51	77
	1/3 Qmax	53	61	62	65	68	65	61	49	72
RFV/4-500T/L	Qmax	65	74	79	81	85	80	79	65	88
	2/3 Qmax	59	70	73	77	80	76	76	60	84
	1/3 Qmax	56	66	67	72	76	74	73	56	80
RFV/6-500S/L	Qmax	63	71	73	74	80	78	76	64	84
	2/3 Qmax	59	69	74	72	78	75	73	61	82
	1/3 Qmax	56	65	66	66	69	67	66	55	75
RFV/6-500S/H	Qmax	59	67	69	70	74	73	72	60	79
	2/3 Qmax	57	65	66	66	71	68	69	58	76
	1/3 Qmax	55	63	63	64	68	66	67	55	73
RFV/6-500T	Qmax	59	68	73	75	77	74	74	59	82
	2/3 Qmax	56	63	68	69	70	66	68	53	75
	1/3 Qmax	54	60	64	66	67	65	67	50	73
RFV/4-560T/L	Qmax	61	73	78	81	83	80	77	62	87
	2/3 Qmax	59	70	76	77	80	78	75	56	85
	1/3 Qmax	56	68	71	74	78	77	74	53	82
RFV/4-560T/H	Qmax	62	73	79	81	83	82	79	63	88
	2/3 Qmax	59	71	76	77	81	78	75	59	85
	1/3 Qmax	56	68	72	74	78	77	74	57	83
RFV/6-560S	Qmax	57	66	72	70	72	71	71	55	78
	2/3 Qmax	54	63	69	67	69	67	68	52	75
	1/3 Qmax	52	62	66	65	66	66	68	50	74
RFV/6-560T	Qmax	59	68	73	72	76	75	71	58	81
	2/3 Qmax	56	66	70	69	73	71	68	55	78
	1/3 Qmax	53	62	65	67	71	67	63	50	75
RFV/6-630T	Qmax	63	73	78	80	82	81	77	61	87
	2/3 Qmax	59	69	76	78	80	78	73	58	84
	1/3 Qmax	53	64	69	73	77	74	69	52	81

ELECTRICAL ACCESSORIES

Type	wall thermostat	duct thermostat	air quality sensor	humidistat	thyristor controller		
	TS	TK-21	SQA	HIG-2	REB N	REB NE	TLR
RFV/2-125S	TS	TK-21	SQA	HIG-2	REB-1N	REB-1NE	TLR 15 DS
RFV/4-125S	TS	TK-21	SQA	HIG-2	REB-1N	REB-1NE	TLR 15 DS
RFV/2-160S/L	TS	TK-21	SQA	HIG-2	REB-1N	REB-1NE	TLR 15 DS
RFV/2-160S/H	TS	TK-21	SQA	HIG-2	REB-1N	REB-1NE	TLR 15 DS
RFV/4-160S	TS	TK-21	SQA	HIG-2	REB-1N	REB-1NE	TLR 15 DS
RFV/2-200S	TS	TK-21	SQA	HIG-2	REB-2,5 N	REB-2,5 NE	TLR 15 DS
RFV/4-200S	TS	TK-21	SQA	HIG-2	REB-1N	REB-1NE	TLR 15 DS
RFV/4-250S	TS	TK-21	SQA	HIG-2	REB-2,5 N	REB-2,5 NE	TLR 25 DS
RFV/4-250T	TS + DILM7-10	TK-21 + DILM7-10	SQA + DILM7-10	HIG-2 + DILM7-10	-	-	-
RFV/6-250S	TS	TK-21	SQA	HIG-2	REB-1N	REB-1NE	TLR 15 DS
RFV/4-315S	TS	TK-21	SQA	HIG-2	REB-2,5 N	REB-2,5 NE	TLR 25 DS
RFV/4-315T	TS + DILM7-10	TK-21 + DILM7-10	SQA + DILM7-10	HIG-2 + DILM7-10	-	-	-
RFV/6-315S	TS	TK-21	SQA	HIG-2	REB-1N	REB-1NE	TLR 15 DS
RFV/4-355S	TS	TK-21	SQA	HIG-2	REB-5	-	-
RFV/4-355T	TS + DILM7-10	TK-21 + DILM7-10	SQA + DILM7-10	HIG-2 + DILM7-10	-	-	-
RFV/6-355T	TS + DILM7-10	TK-21 + DILM7-10	SQA + DILM7-10	HIG-2 + DILM7-10	-	-	-
RFV/4-400S	TS	TK-21	SQA	HIG-2	REB-5	-	-
RFV/4-400T	TS + DILM7-10	TK-21 + DILM7-10	SQA + DILM7-10	HIG-2 + DILM7-10	-	-	-
RFV/6-400S	TS	TK-21	SQA	HIG-2	REB-2,5 N	REB-2,5 NE	TLR 25 DS
RFV/6-400T	TS + DILM7-10	TK-21 + DILM7-10	SQA + DILM7-10	HIG-2 + DILM7-10	-	-	-
RFV/4-450S	TS	TK-21	SQA	HIG-2	REB-10	-	-
RFV/4-450T/L	TS + DILM7-10	TK-21 + DILM7-10	SQA + DILM7-10	HIG-2 + DILM7-10	-	-	-
RFV/4-450T/H	TS + DILM7-10	TK-21 + DILM7-10	SQA + DILM7-10	HIG-2 + DILM7-10	-	-	-
RFV/6-450T	TS + DILM7-10	TK-21 + DILM7-10	SQA + DILM7-10	HIG-2 + DILM7-10	-	-	-
RFV/4-500T/L	TS + DILM7-10	TK-21 + DILM7-10	SQA + DILM7-10	HIG-2 + DILM7-10	-	-	-
RFV/6-500S/L	TS	TK-21	SQA	HIG-2	REB-5	-	-
RFV/6-500S/H	TS	TK-21	SQA	HIG-2	REB-5	-	-
RFV/6-500T	TS + DILM7-10	TK-21 + DILM7-10	SQA + DILM7-10	HIG-2 + DILM7-10	-	-	-
RFV/4-560T/L	TS + DILM7-10	TK-21 + DILM7-10	SQA + DILM7-10	HIG-2 + DILM7-10	-	-	-
RFV/4-560T/H	TS + DILM7-10	TK-21 + DILM7-10	SQA + DILM7-10	HIG-2 + DILM7-10	-	-	-
RFV/6-560S	TS	TK-21	SQA	HIG-2	REB-5	-	-
RFV/6-560T	TS + DILM7-10	TK-21 + DILM7-10	SQA + DILM7-10	HIG-2 + DILM7-10	-	-	-
RFV/6-630T	TS + DILM7-10	TK-21 + DILM7-10	SQA + DILM7-10	HIG-2 + DILM7-10	-	-	-



ELECTRICAL ACCESSORIES

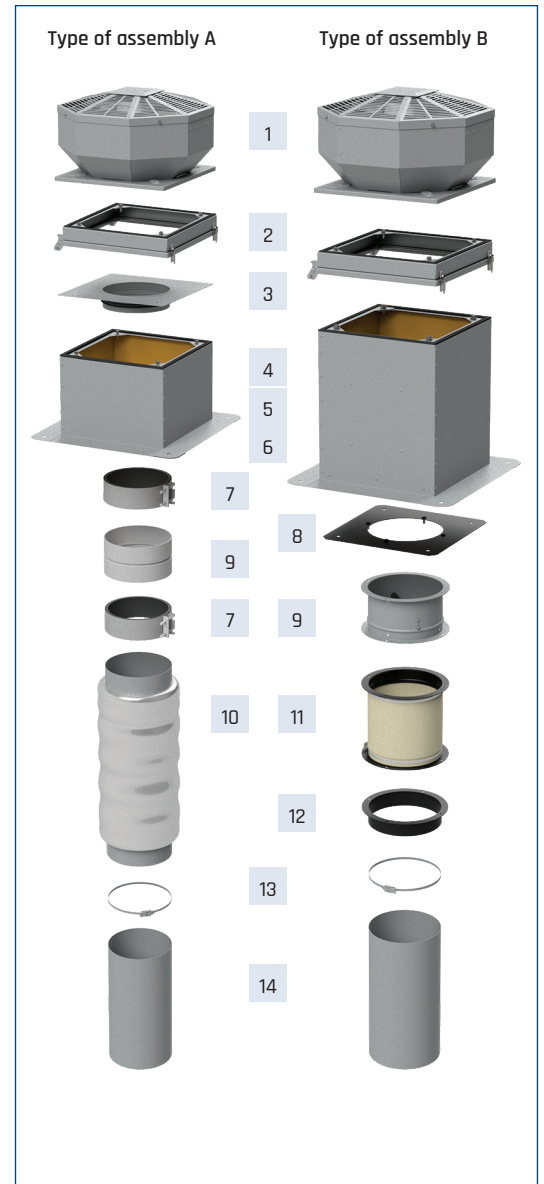
Type	11-speed thyristor controller	2-adjustable 6-speed thyristor controller	ERV	transformer regulator			transformer regulator 2-adjustable	inverter
	IRF	RND-1		RMB	RVS	RMT		
RFV/2-125S	IRF-900	RND-1	ERV 3	RMB 1,5	RVS 1,5	-	SC2A1-15L25	-
RFV/4-125S	IRF-900	RND-1	ERV 3	RMB 1,5	RVS 1,5	-	SC2A1-15L25	-
RFV/2-160S/L	IRF-900	RND-1	ERV 3	RMB 1,5	RVS 1,5	-	SC2A1-15L25	-
RFV/2-160S/H	IRF-900	RND-1	ERV 3	RMB 1,5	RVS 1,5	-	SC2A1-15L25	-
RFV/4-160S	IRF-900	RND-1	ERV 3	RMB 1,5	RVS 1,5	-	SC2A1-15L25	-
RFV/2-200S	IRF-900	RND-1	ERV 3	RMB-3,5	RVS 3	-	SC2A1-25L25	-
RFV/4-200S	IRF-900	RND-1	ERV 3	RMB 1,5	RVS 1,5	-	SC2A1-15L25	-
RFV/4-250S	IRF-900	RND-1	ERV 3	RMB 1,5	RVS 1,5	-	SC2A1-15L25	-
RFV/4-250T	-	-	-	-	-	RMT 1,5	SC2A4-15L55	L 0.4kW
RFV/6-250S	IRF-900	RND-1	ERV 3	RMB 1,5	RVS 1,5	-	SC2A1-15L25	-
RFV/4-315S	IRF-900	RND-1	ERV 3	RMB-3,5	RVS 3	-	SC2A1-25L25	-
RFV/4-315T	-	-	-	-	-	RMT 1,5	SC2A4-15L55	L 0.4kW
RFV/6-315S	IRF-900	RND-1	ERV 3	RMB 1,5	RVS 1,5	-	SC2A1-15L25	-
RFV/4-355S	IRF-900	-	ERV 3	RMB 3,5	RVS 3	-	SC2A1-25L25	-
RFV/4-355T	-	-	-	-	-	RMT 1,5	SC2A4-15L55	L 0.4kW
RFV/6-355T	-	-	-	-	-	RMT 1,5	SC2A4-15L55	L 0.4kW
RFV/4-400S	IRF-900	-	ERV 3	RMB 3,5	RVS 3	-	SC2A1-35L25	-
RFV/4-400T	-	-	-	-	-	RMT 1,5	SC2A4-15L55	L 0.75kW
RFV/6-400S	IRF-900	RND-1	ERV 3	RMB 1,5	RVS 3	-	SC2A1-15L25	-
RFV/6-400T	-	-	-	-	-	RMT 1,5	SC2A4-15L55	L 0.4kW
RFV/4-450S	-	-	ERV 10	RMB 8	RVS 7	-	SC2A1-75L25	-
RFV/4-450T/L	-	-	-	-	-	RMT 2,5	SC2A4-25L55	L 0.75kW
RFV/4-450T/H	-	-	-	-	-	RMT 5	SC2A4-40L55	L 1.5kW
RFV/6-450T	-	-	-	-	-	RMT 1,5	SC2A4-15L55	L 0.4kW
RFV/4-500T/L	-	-	-	-	-	RMT 5	SC2A4-40L55	L 1.5kW
RFV/6-500S/L	IRF-900	-	ERV 3	RMB 3,5	RVS 3	-	SC2A1-35L25	-
RFV/6-500S/H	IRF-900	-	ERV 3	RMB 3,5	RVS 3	-	SC2A1-35L25	-
RFV/6-500T	-	-	-	-	-	RMT 1,5	SC2A4-15L55	L 0.4kW
RFV/4-560T/L	-	-	-	-	-	RMT 8	SC2A4-60L55	L 2.2kW
RFV/4-560T/H	-	-	-	-	-	RMT 8	SC2A4-60L55	L 2.2kW
RFV/6-560S	-	-	ERV 5	RMB 8	RVS 7	-	SC2A1-50L25	-
RFV/6-560T	-	-	-	-	-	RMT 2,5	SC2A4-25L55	L 0.75kW
RFV/6-630T	-	-	-	-	-	RMT 8	SC2A4-60L55	L 2.2kW



ACCESSORY ASSEMBLY

Type of assembly	Type	swing module	plate with stub	flat roof up stand RSS	flat roof up RS	flat roof up RSA	anti-vibration bandage	Mounting plate
A	RFV/x-125S	U 300	PZK 125	RSS 300	RS 300	-	ACOP PL 125	-
B			-	-	-	RSA 300	-	P 300
A	RFV/x-160S	U 300	PZK 160	RSS 300	RS 300	-	ACOP PL 160	-
B			-	-	-	RSA 300	-	P 300
A	RFV/x-200S	U 435	PZK 200	RSS 435	RS 435	-	ACOP PL 200	-
B			-	-	-	RSA 435	-	P 435
A	RFV/x-250x	U 435	PZK 250	RSS 435	RS 435	-	ACOP PL 250	-
B			-	-	-	RSA 435	-	P 435
A	RFV/x-315x	U 435	PZK 315	RSS 435	RS 435	-	ACOP PL 315	-
B			-	-	-	RSA 435	-	P 435
A	RFV/x-355x	U 560	-	-	-	-	-	-
B			-	RSS 560	RS 560	RSA 560	-	P 560
A	RFV/x-400x	U 560	-	-	-	-	-	-
B			-	RSS 560	RS 560	RSA 560	-	P 560
A	RFV/x-450x	U 630	-	-	-	-	-	-
B			-	RSS 630	RS 630	RSA 630	-	P 630
A	RFV/x-500x	U 710	-	-	-	-	-	-
B			-	RSS 710	RS 710	RSA 710	-	P 710
A	RFV/x-560x	U 905	-	-	-	-	-	-
B			-	RSS 905	RS 905	RSA 905	-	P 905
A	RFV/x-630x	U 905	-	-	-	-	-	-
B			-	RSS 905	RS 905	RSA 905	-	P 905

Type of assembly	Type	backflow preventer	duct silencer	connector anti-vibration	stub-pipe	duct clips	ventilation duct
A	RFV/x-125S	CAR-PL 125	ACU-COMP 125/0.6	-	-	SBF 135	VENTAL 127
B		KZD 300	-	ZDPO 300	K 300	SBF 215	VENTAL 185
A	RFV/x-160S	CAR-PL 160	ACU-COMP 160/0.6	-	-	SBF 165	VENTAL 165
B		KZD 300	-	ZDPO 300	K 300	SBF 215	VENTAL 185
A	RFV/x-200S	CAR-PL 200	ACU-COMP 200/0.6	-	-	SBF 215	VENTAL 203
B		KZD 435	-	ZDPO 435	K 435	SBF 325	VENTAL 254
A	RFV/x-250x	CAR-PL 250	ACU-COMP 250/0.6	-	-	SBF 325	VENTAL 254
B		KZD 435	-	ZDPO 435	K 435	SBF 325	VENTAL 254
A	RFV/x-315x	CAR-PL 315	ACU-COMP 315/0.6	-	-	SBF 215	VENTAL 315
B		KZD 435	-	ZDPO 435	K 435	SBF 325	VENTAL 254
A	RFV/x-355x	-	-	-	-	-	-
B		KZD 560	-	ZDPO 560	K 560	-	-
A	RFV/x-400x	-	-	-	-	-	-
B		KZD 560	-	ZDPO 560	K 560	-	-
A	RFV/x-450x	-	-	-	-	-	-
B		KZD 630	-	ZDPO 630	K 630	-	-
A	RFV/x-500x	-	-	-	-	-	-
B		KZD 710	-	ZDPO 710	K 710	-	-
A	RFV/x-560x	-	-	-	-	-	-
B		KZD 905	-	ZDPO 905	K 905	-	-
A	RFV/x-630x	-	-	-	-	-	-
B		KZD 905	-	ZDPO 905	K 905	-	-



ERP CHARACTERISTICS

RVU*					
Type	RFV/4-125	RFV/4-125**	RFV/4-160	RFV/4-160**	
a	Supplier name	VENTURE INDUSTRIES	VENTURE INDUSTRIES	VENTURE INDUSTRIES	VENTURE INDUSTRIES
b	Article number	43528215	43528215	43528235	43528235
c	SEC average	-17,14	-28,3	-17,14	-28,3
	SEC cold	-33,55	-55,36	-33,55	-55,36
	SEC warm	-7,45	-12,79	-7,45	-12,79
d	SEC class	E	B	E	B
e	Device category	RVU	RVU	RVU	RVU
f	Device type	UVU or one-way	UVU or one-way	UVU or one-way	UVU or one-way
g	Type of drive	stepless control fan of speed rotation system	stepless control fan of speed rotation system	stepless control fan of speed rotation system	stepless control fan of speed rotation system
h	Type of heat recovery system	not applicable	not applicable	not applicable	not applicable
i	Thermal efficiency of heat recovery [%]	not applicable	not applicable	not applicable	not applicable
j	Maximum flow rate [m ³ /h]	169	169	195	195
k	Electric power input [W]	37	37	42	42
l	Sound power level LWA [dB(A)]	49	49	52	52
m	Reference flow rate [m ³ /s]	0,03	0,03	0,04	0,04
n	Reference pressure difference [Pa]	50	50	100	100
o	SPI [kW/(m ³ /h)]	0,000218934911242604	0,000218934911242604	0,000215384615384615	0,000215384615384615
p	CRS/CTRL	1	1	1	1
q	Maximum external leakage rate [%]	0	0	0	0
r	Mixing rate	not applicable	not applicable	not applicable	not applicable
s	Position of visual filter warning	not applicable	not applicable	not applicable	not applicable
t	Instructions to install supply grilles	not applicable	not applicable	not applicable	not applicable
u	Internet address	www.ventur.eu	www.ventur.eu	www.ventur.eu	www.ventur.eu
w	Airflow sensitivity to pressure variation	not applicable	not applicable	not applicable	not applicable
x	Indoor/outdoor air tightness	not applicable	not applicable	not applicable	not applicable
y	Annual electricity consumption - average climate [kWh/a]	274	116	270	114
	Annual electricity consumption - cold climate [kWh/a]	274	116	270	114
	Annual electricity consumption - warm climate [kWh/a]	274	116	270	114
z	Annual heating saved - average climate [kWh/a]	3355	5536	3355	5536
	Annual heating saved - cold climate [kWh/a]	1715	2830	1715	2830
	Annual heating saved - warm climate [kWh/a]	776	1280	776	1280
	MISC	1,1	1,1	1,1	1,1
	CRS	1	0,65	1	0,65
	x-value	1	2	1	2

* RVU - "residential ventilation unit" - according to COMMISSION REGULATION (EU) No 1253/2014

** Device using control as required

ERP CHARACTERISTICS

NRVU*					
	Type	RFV/2-125S	RFV/2-160S/L	RFV/2-160S/H	RFV/2-200S
a	Supplier name	VENTURE INDUSTRIES	VENTURE INDUSTRIES	VENTURE INDUSTRIES	VENTURE INDUSTRIES
b	Article number	43528210	43528230	43528232	43528245
c	Device category	NRVU	NRVU	NRVU	NRVU
c	Device type	UVU	UVU	UVU	UVU
d	Type of drive	variable speed drive v	variable speed drive v	variable speed drive v	variable speed drive v
e	Type of heat recovery system	not applicable	not applicable	not applicable	not applicable
f	Thermal efficiency of heat recovery [%]	not applicable	not applicable	not applicable	not applicable
g	Reference flow rate in NRVU [m ³ /s]	0,07	0,11	0,14	0,21
h	Electric power input [kW]	0,06	0,10	0,14	0,26
i	SFPint [W/(m ³ /s)]	798	902	951	1268
j	Face velocity [m/s]	0,46	0,63	0,83	1,04
k	$\Delta p_{s, ext}$ [Pa]	239	252	298	445
l	$\Delta p_{s, int}$ [Pa]	not applicable	not applicable	not applicable	not applicable
m	$\Delta p_{s, add}$ [Pa]	not applicable	not applicable	not applicable	not applicable
n	Static efficiency of fans [%]	29,9	27,9	31,4	35,1
o	Maximum external leakage rate [%]	0	0	0	0
p	Energy performance	not applicable	not applicable	not applicable	not applicable
q	Visual filter warning	not applicable	not applicable	not applicable	not applicable
r	L_{WA} [dB(A)]	60	64	66	70
s	Internet address	www.ventu.eu	www.ventu.eu	www.ventu.eu	www.ventu.eu

NRVU*					
	Type	RFV/4-200S	RFV/4-250S	RFV/4-250T	RFV/6-250S
a	Supplier name	VENTURE INDUSTRIES	VENTURE INDUSTRIES	VENTURE INDUSTRIES	VENTURE INDUSTRIES
b	Article number	43528250	43528260	43528280	43528265
c	Device category	NRVU	NRVU	NRVU	NRVU
c	Device type	UVU	UVU	UVU	UVU
d	Type of drive	variable speed drive v	variable speed drive v	variable speed drive v	variable speed drive v
e	Type of heat recovery system	not applicable	not applicable	not applicable	not applicable
f	Thermal efficiency of heat recovery [%]	not applicable	not applicable	not applicable	not applicable
g	Reference flow rate in NRVU [m ³ /s]	0,17	0,23	0,21	0,13
h	Electric power input [kW]	0,09	0,11	0,12	0,05
i	SFPint [W/(m ³ /s)]	498	449	573	338
j	Face velocity [m/s]	0,87	1,06	0,83	0,54
k	$\Delta p_{s, ext}$ [Pa]	133	131	228	85
l	$\Delta p_{s, int}$ [Pa]	not applicable	not applicable	not applicable	not applicable
m	$\Delta p_{s, add}$ [Pa]	not applicable	not applicable	not applicable	not applicable
n	Static efficiency of fans [%]	26,8	29,2	39,8	25,1
o	Maximum external leakage rate [%]	0	0	0	0
p	Energy performance	not applicable	not applicable	not applicable	not applicable
q	Visual filter warning	not applicable	not applicable	not applicable	not applicable
r	L_{WA} [dB(A)]	56	58	61	53
s	Internet address	www.ventu.eu	www.ventu.eu	www.ventu.eu	www.ventu.eu

*NRVU - "non-residential ventilation unit" - according to COMMISSION REGULATION (EU) No 1254/2014.

ERP CHARACTERISTICS

NRVU*					
	Type	RFV/4-315S	RFV/4-315T	RFV/6-315S	RFV/4-355S
a	Supplier name	VENTURE INDUSTRIES	VENTURE INDUSTRIES	VENTURE INDUSTRIES	VENTURE INDUSTRIES
b	Article number	43528270	43528290	43528275	43528300
c	Device category	NRVU	NRVU	NRVU	NRVU
c	Device type	UVU	UVU	UVU	UVU
d	Type of drive	variable speed drive v	variable speed drive v	variable speed drive v	variable speed drive v
e	Type of heat recovery system	not applicable	not applicable	not applicable	not applicable
f	Thermal efficiency of heat recovery [%]	not applicable	not applicable	not applicable	not applicable
g	Reference flow rate in NRVU [m ³ /s]	0,32	0,36	0,21	0,50
h	Electric power input [kW]	0,16	0,23	0,08	0,44
i	SFPint [W/(m ³ /s)]	508	640	388	884
j	Face velocity [m/s]	1,16	1,28	0,75	1,59
k	Δps, ext [Pa]	179	232	105	333
l	Δps,int [Pa]	not applicable	not applicable	not applicable	not applicable
m	Δps,add [Pa]	not applicable	not applicable	not applicable	not applicable
n	Static efficiency of fans [%]	35,3	36,2	27,1	37,7
o	Maximum external leakage rate [%]	0	0	0	0
p	Energy performance	not applicable	not applicable	not applicable	not applicable
q	Visual filter warning	not applicable	not applicable	not applicable	not applicable
r	L _{WA} [dB(A)]	60	61	54	68
s	Internet address	www.ventu.eu	www.ventu.eu	www.ventu.eu	www.ventu.eu

NRVU*					
	Type	RFV/4-355T	RFV/6-355T	RFV/4-400S	RFV/4-400T
a	Supplier name	VENTURE INDUSTRIES	VENTURE INDUSTRIES	VENTURE INDUSTRIES	VENTURE INDUSTRIES
b	Article number	43528305	43528315	43528320	43528325
c	Device category	NRVU	NRVU	NRVU	NRVU
c	Device type	UVU	UVU	UVU	UVU
d	Type of drive	variable speed drive v	variable speed drive v	variable speed drive v	variable speed drive v
e	Type of heat recovery system	not applicable	not applicable	not applicable	not applicable
f	Thermal efficiency of heat recovery [%]	not applicable	not applicable	not applicable	not applicable
g	Reference flow rate in NRVU [m ³ /s]	0,50	0,31	0,79	0,80
h	Electric power input [kW]	0,42	0,15	0,48	0,61
i	SFPint [W/(m ³ /s)]	844	473	610	763
j	Face velocity [m/s]	1,58	0,98	2,24	2,25
k	Δps, ext [Pa]	335	153	229	353
l	Δps,int [Pa]	not applicable	not applicable	not applicable	not applicable
m	Δps,add [Pa]	not applicable	not applicable	not applicable	not applicable
n	Static efficiency of fans [%]	39,7	32,4	37,6	46,2
o	Maximum external leakage rate [%]	0	0	0	0
p	Energy performance	not applicable	not applicable	not applicable	not applicable
q	Visual filter warning	not applicable	not applicable	not applicable	not applicable
r	L _{WA} [dB(A)]	67	60	72	71
s	Internet address	www.ventu.eu	www.ventu.eu	www.ventu.eu	www.ventu.eu

*NRVU - "non-residential ventilation unit" - according to COMMISSION REGULATION (EU) No 1254/2014.

ERP CHARACTERISTICS

NRVU*					
	Type	RFV/6-400S	RFV/6-400T	RFV/4-450S	RFV/4-450T/L
a	Supplier name	VENTURE INDUSTRIES	VENTURE INDUSTRIES	VENTURE INDUSTRIES	VENTURE INDUSTRIES
b	Article number	43528330	43528335	43528340	43528345
c	Device category	NRVU	NRVU	NRVU	NRVU
c	Device type	UVU	UVU	UVU	UVU
d	Type of drive	variable speed drive v	variable speed drive v	variable speed drive v	variable speed drive v
e	Type of heat recovery system	not applicable	not applicable	not applicable	not applicable
f	Thermal efficiency of heat recovery [%]	not applicable	not applicable	not applicable	not applicable
g	Reference flow rate in NRVU [m ³ /s]	0,37	0,64	1,08	1,20
h	Electric power input [kW]	0,16	0,23	1,24	1,00
i	SFPint [W/(m ³ /s)]	424	367	1148	833
j	Face velocity [m/s]	1,05	1,80	2,75	3,06
k	Δps, ext [Pa]	142	144	553	388
l	Δps,int [Pa]	not applicable	not applicable	not applicable	not applicable
m	Δps,add [Pa]	not applicable	not applicable	not applicable	not applicable
n	Static efficiency of fans [%]	33,5	39,2	48,2	46,6
o	Maximum external leakage rate [%]	0	0	0	0
p	Energy performance	not applicable	not applicable	not applicable	not applicable
q	Visual filter warning	not applicable	not applicable	not applicable	not applicable
r	L _{WA} [dB(A)]	62	61	72	75
s	Internet address	www.ventu.eu	www.ventu.eu	www.ventu.eu	www.ventu.eu

NRVU*				
	Type	RFV/4-450T/H	RFV/6-450T	RFV/4-500T/L
a	Supplier name	VENTURE INDUSTRIES	VENTURE INDUSTRIES	VENTURE INDUSTRIES
b	Article number	43528350	43528355	43528370
c	Device category	NRVU	NRVU	NRVU
c	Device type	UVU	UVU	UVU
d	Type of drive	variable speed drive v	variable speed drive v	variable speed drive v
e	Type of heat recovery system	not applicable	not applicable	not applicable
f	Thermal efficiency of heat recovery [%]	not applicable	not applicable	not applicable
g	Reference flow rate in NRVU [m ³ /s]	1,35	0,6	1,09
h	Electric power input [kW]	0,94	0,33	1,16
i	SFPint [W/(m ³ /s)]	698	548	1070
j	Face velocity [m/s]	3,43	1,52	2,47
k	Δps, ext [Pa]	323	197	467
l	Δps,int [Pa]	not applicable	not applicable	not applicable
m	Δps,add [Pa]	not applicable	not applicable	not applicable
n	Static efficiency of fans [%]	46,3	36,0	43,7
o	Maximum external leakage rate [%]	0	0	0
p	Energy performance	not applicable	not applicable	not applicable
q	Visual filter warning	not applicable	not applicable	not applicable
r	L _{WA} [dB(A)]	75	63	73
s	Internet address	www.ventu.eu	www.ventu.eu	www.ventu.eu

*NRVU - "non-residential ventilation unit" - according to COMMISSION REGULATION (EU) No 1254/2014.

ERP CHARACTERISTICS

NRVU*					
	Type	RFV/6-500S/L	RFV/6-500S/H	RFV/6-500T	RFV/4-560T/L
a	Supplier name	VENTURE INDUSTRIES	VENTURE INDUSTRIES	VENTURE INDUSTRIES	VENTURE INDUSTRIES
b	Article number	43528372	43528373	43528375	43528380
c	Device category	NRVU	NRVU	NRVU	NRVU
c	Device type	UVU	UVU	UVU	UVU
d	Type of drive	variable speed drive v	variable speed drive v	variable speed drive v	variable speed drive v
e	Type of heat recovery system	not applicable	not applicable	not applicable	not applicable
f	Thermal efficiency of heat recovery [%]	not applicable	not applicable	not applicable	not applicable
g	Reference flow rate in NRVU [m ³ /s]	1,21	1,08	1,08	1,82
h	Electric power input [kW]	0,45	0,51	0,33	2,32
i	SFPint [W/(m ³ /s)]	368	427	306	1276
j	Face velocity [m/s]	2,76	2,45	2,45	3,67
k	Δps, ext [Pa]	162	180	125	613
l	Δps,int [Pa]	not applicable	not applicable	not applicable	not applicable
m	Δps,add [Pa]	not applicable	not applicable	not applicable	not applicable
n	Static efficiency of fans [%]	43,5	38,1	40,8	48,0
o	Maximum external leakage rate [%]	0	0	0	0
p	Energy performance	not applicable	not applicable	not applicable	not applicable
q	Visual filter warning	not applicable	not applicable	not applicable	not applicable
r	L _{WA} [dB(A)]	67	65	64	74
s	Internet address	www.ventu.eu	www.ventu.eu	www.ventu.eu	www.ventu.eu

NRVU*					
	Nazwa produktu	RFV/4-560T/H	RFV/6-560S	RFV/6-560T	RFV/6-630T
a	Supplier name	VENTURE INDUSTRIES	VENTURE INDUSTRIES	VENTURE INDUSTRIES	VENTURE INDUSTRIES
b	Article number	43528381	43528382	43528385	43528390
c	Device category	NRVU	NRVU	NRVU	NRVU
c	Device type	UVU	UVU	UVU	UVU
d	Type of drive	variable speed drive v	variable speed drive v	variable speed drive v	variable speed drive v
e	Type of heat recovery system	not applicable	not applicable	not applicable	not applicable
f	Thermal efficiency of heat recovery [%]	not applicable	not applicable	not applicable	not applicable
g	Reference flow rate in NRVU [m ³ /s]	1,80	1,45	1,42	2,31
h	Electric power input [kW]	2,12	0,80	0,85	2,15
i	SFPint [W/(m ³ /s)]	1178	552	595	931
j	Face velocity [m/s]	3,64	2,92	2,88	4,15
k	Δps, ext [Pa]	554	227	256	437
l	Δps,int [Pa]	not applicable	not applicable	not applicable	not applicable
m	Δps,add [Pa]	not applicable	not applicable	not applicable	not applicable
n	Static efficiency of fans [%]	47,0	41,2	43,0	47,0
o	Maximum external leakage rate [%]	0	0	0	0
p	Energy performance	not applicable	not applicable	not applicable	not applicable
q	Visual filter warning	not applicable	not applicable	not applicable	not applicable
r	L _{WA} [dB(A)]	74	66	68	74
s	Internet address	www.ventu.eu	www.ventu.eu	www.ventu.eu	www.ventu.eu

*NRVU - "non-residential ventilation unit" - according to COMMISSION REGULATION (EU) No 1254/2014.